


THE SOUND OF ANTIFA ✖


4 frame spin animation



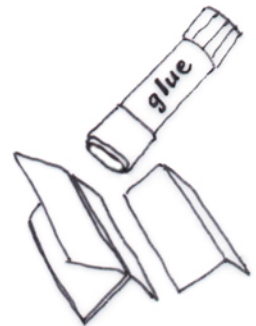
Instructions:



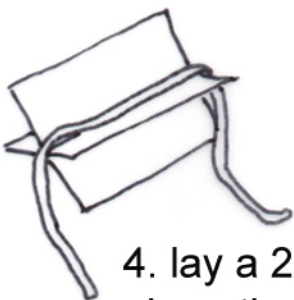
1. print & cut out the 4 frames.



2. fold them horizontally down the middle



3. glue the top half of frame #2 to the bottom half of frame #1. Repeat with frame #3.



4. lay a 20cm piece of string along the spine.



5. glue the last frame in place & tie knots in the string. SPIN IT!

POST-ROMANTIC QUEERWAVE 2018